



Scan the QR code to download the app on your phone or tablet.

BCPS through **READING ACROSS BROWARD** incentive program challenges your child to read every single day. Read for pleasure, read to find answers, read to defend a point of view, read to persuade, read to laugh, read to cry, read to understand, read to forget. Help us create a new generation of readers!

Reading Across Broward has four different award levels, depending on the number of books read or listened.

LEVEL 1 (Pre-K through 2nd grade):

- Bronze (Participation award) : 25 - 49 books
- Silver award : 50 - 74 books
- Gold award : 75 - 99 books
- Superintendent's Honor Roll : 100+ books

LEVEL 2 (3rd through 5th grade):

- Bronze (Participation award) : 10 - 24 books
- Silver award : 25 - 34 books
- Gold award : 35 - 49 books
- Superintendent's Honor Roll : 50+ books

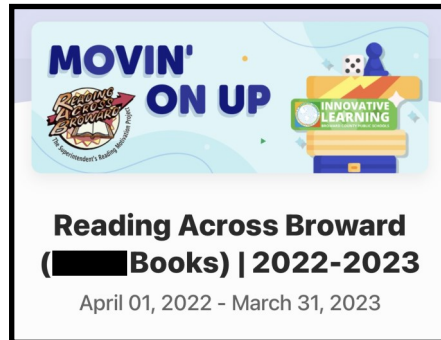
Students use **Beanstack** to easily track any book they read or listen between April 1st of one year and March 31st of the following year.

HOW-TO LOG READINGS USING BEANSTACK ON A COMPUTER:

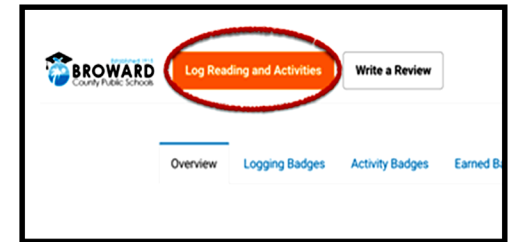
Go to your child's dashboard on the BCPS student launch pad:

<https://www.clever.com>

- Click on "Login as a student" (upper right hand corner)
- Login with Active Directory
 - User: **06#** (student ID #)
 - Password: **Pmm/dd/yyyy** (birthday date)
- Click on "BEANSTACK" (under MY APPLICATIONS).
- Select "Reading Across Broward 2022-2023" Challenge



- Click on "LOG READING AND ACTIVITIES" button on the top left corner.



As your child logs reading, he/she will earn virtual badges and special recognitions.

There's an app for that!

To Download the Beanstack app, Visit the Apple App Store or Google Play Store and search for "Beanstack." Or scan this QR code to go right there!




Once you're in the app, choose "School, Library, or Bookstore" then search for Tradewinds Elementary. Sign in using your student number as the username and your 6-digit birthday (mmdyy) as the password.

FIRST TIME LOGGING-IN:

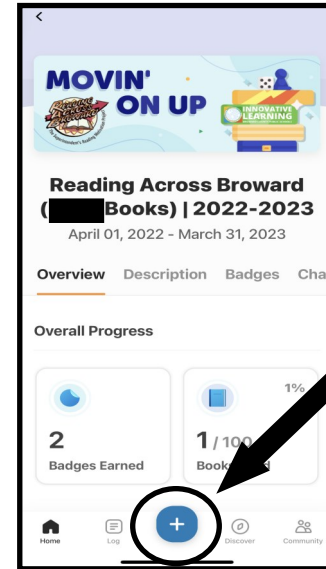
1. Click "AT MY LIBRARY, SCHOOL, or BOOKSTORE"
2. Click "FIND A SITE"
3. Type: "TRADEWINDS" and click "SEARCH"

HOW-TO LOG READINGS USING THE APP

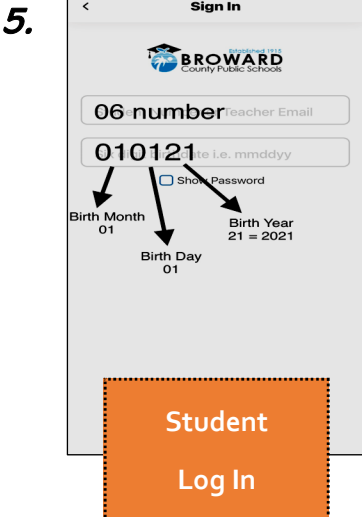
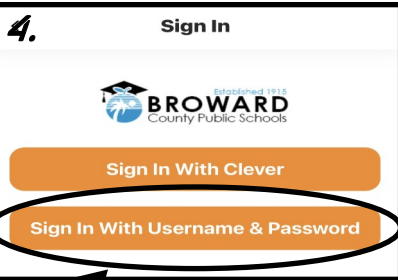
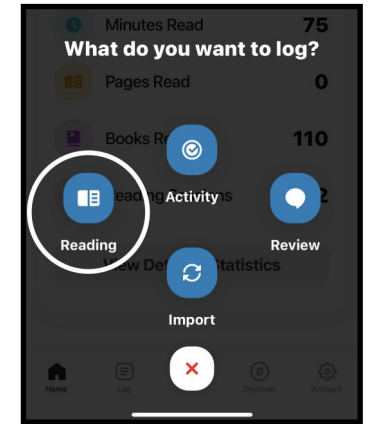
- A. Click "READING ACROSS BROWARD 2022-2023"



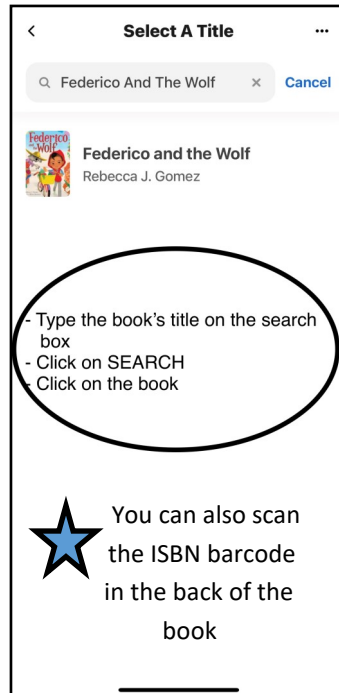
- B. Click "+"



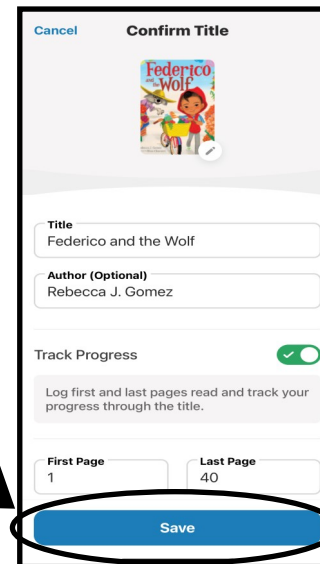
- C. Click "READING"



- D.



- E. Click "SAVE"



- F. "QUICK COMPLETE"

